

Tracer Study Report

(Graduates of 2021)

Submitted to:
University Grants Commission
Nurturing Excellence in Higher Education Program (NEHEP)
Sanothimi, Bhaktapur

Submitted by:
Mahakavi Devkota Campus
Sunwal, Nawalparasi
June , 2021

Acknowledgement

Mahakavi Devkota Campus could not have undertaken this tracer study without the continuing support of University Grants Commission Nepal and we would like to express our gratitude to graduates of 2021 of MDC who provided us all the required information for the completion of this report. Our thanks also goes to MDC administration, faculty members and NEHEP-Task sub-committee for their kind cooperation and valuable suggestions.

Executive Summary

This report has been prepared as the **Tracer Study Report** of the graduates students from Mahakavi Devkota Campus, Sunwal, Nawalparasi of 2021 from the Faculty of Management, Education and Humanities & Social Science. The report has been divided into five chapters. The first chapter is introductory. The Second one presents and analyses the data. The third chapter provides the major findings of the report. The fourth chapter provides major implication to institutional reforms and fifth chapter draws the conclusion and suggests some recommendations. The aim of writing this report was to find out the issues related to the quality and relevance of higher education. The study was also aimed to use the report for the formulation and amendments of its strategic plan as per the needs and expectation of market and the society. In order to get the needed information, both quantitative and qualitative methods were employed for data collection and a questionnaire for interviewing was conducted to make sure the right information could be collected. The notice for tracer study was shared using the social media/facebook. Those who aren't in contact were contacted through telephone. Required information was collected, individual forms were filled through face to face interview & telephone conversation. All the selected information was compiled, analyzed and evaluated and the final report was prepared.

The total numbers of graduates were 34. The male were 12 and female were 22. The EDJ graduates were 14 and the dalits were only 2. Among the 34 graduates reached out, 17.64 % of graduates are employed in the market while the unemployed percentage is 82.35. Most of the graduates of MDC had the permanent resident in Nawalparasi District. The students from the faculty of education were found to have more employability than the faculties of management and Humanities & Social Science. The tracer study shows that only, i.e. 2, graduates from the faculty of management were employed. 61.76 % students responded that the program offered to them was relevant to meet their professional requirement. 29.41 % of the students responded that the relevancy of the program was good. 41.17 % respondents replied as better at the development of problem solving skill. 35.29 % of respondents said that the institution offered better teaching learning environment. 73.52% of the respondents replied that the quality of education delivered was better. 32.35 % of the students said that the student-teacher relationship was good. 29.41% of the students were found pursuing higher studies. 14.70 % of the students replied that the status of canteen/urinals is weak, and 52.77 % students replied that it is good enough. 72.22 % of the students replied that the sports facility was good enough.

Table of Contents

Topic	Page No.
Acknowledgement	i
Executive Summary	ii
Table of Contents	iii
List of Tables	iv
List of Figures	v
Abbreviations	vi
Appendix	vii
CHAPTER – ONE: INTRODUCTION	1-3
1.1 Background of the Study	1
1.2 Objectives of the Study	1-2
1.3 Institutional Arrangements to conduct the Study	2
1.4 Graduate Batch Taken for the Study	2
1.5 Data collection - Instruments and Approach	2
1.6 Scope and Limitations of the Study	3
.	
CHAPTER: TWO: Data Presentation and Analysis	4-12
2.1 Employment Status of the Graduates	4
2.1.1 The Catchment Area	4
2.2 The Profile of the Graduates	4-5
2.3 Employment Status of the Graduates	5-6
2.4 Faculty wise Analysis of Employment Status	6-7
2.4.1 Faculty of Management	6-7
2.4.2 Faculty of Education	7
2.4.3 Faculty of Humanities and Social Sciences	7
2.5 Strengths and Weaknesses of the Institutional Programs	8-12
CHAPTER: THREE	13-14
3. Major Findings	13-14
CHAPTER: FOUR	15
4. Implications to institutional Reforms	15
CHAPTER: FIVE: Conclusion and Recommendation	16-17
5.1 Conclusion	16
5.2 Recommendations	16-17

LIST OF TABLES

Table No.	Topic	Page No.
1	Total Graduates of the year 2021	5
2	The Caste wise Composition of Tracer Study	5
3	Employment Status of the Graduates	5
4	Relevance of the Program to professional requirements	8
5	Effectiveness of Extracurricular Activities	8
6	Effectiveness on Problem Solving Skill	9
7	Effectiveness on Work Placement / Attachment	9
8	Effectiveness on Teaching Learning Environment	9
9	Effectiveness on Quality of Education delivered	10
10	Teacher Student Relationship status	10
11	Strengths & Weakness of Library services	10
12	Strengths & Weakness of Lab Services	11
13.	Availability of Sports Facilities	11
14.	Effectiveness of Canteen/ Urinals	11
15	Suggestions / Recommendations for the betterment of Institution	12

LIST OF FIGURES

Table No.	Topic	Page No.
Figure 1 :	Faculty and Gender-wise composition of graduates	6
Figure 2:	Caste wise composition	6
Figure 3:	Employment Status of the graduates	7

ABBREVIATIONS

MDC	Mahakavi Devkota Campus
UGC	University Grants Commission
T.U.	Tribhuvan University
E	Employed
U	Unemployed
S	Studying
No.	Number
BBS	Bachelor of Business Studies
B.Ed	Bachelor of Education
BA	Bachelor of Arts
EDJ	Educationally Disadvantage Janajaties
ED	Educationally Disadvantage
D	Dalit
NEWHEP	Nurturing Excellence in Higher Education Program
%	Percentage
B.S.	Bikram Sambat
A.D.	Anno Domini

Appendix

- Annex: 1 Tracer Study Profile of Mahakavi Devkota Campus (Management)
- Annex: 2 Tracer Study Profile of Mahakavi Devkota Campus (Education)
- Annex: 3 Tracer Study Profile of Mahakavi Devkota Campus (Humanities)

CHAPTER: ONE

1. Introduction

1.1 Background of the Study.

Mahakavi Devkota Campus (MDC) is a not-for-profit institution established in 2060 B.S. (2003A.D.).The institution is located in Nawalparasi district at Sunwal Municipality. MDC is an innovative and emerging leader in higher education in this area. At present, the institution has been providing higher education to the students of Lumbini Province. The campus has been offering its services in the stream of Management, Education and Humanities & Social Science at Bachelor levels.

MDC has already conducted its first and second Graduate Tracer Study program of the graduates of 2015, 2016, 2017 and 2020 respectively following the suggestions and inspiration of UGC. This study is its third attempt and the continuation of its regular tracer study program. The aim of this study is to help the institution find out the whereabouts of its graduates and identify the effectiveness of the program offered to them as well as gather feedbacks for further improvements.

The study has focused on the quality of higher education service provided to the students and its role in job-seeking, the length of time graduates took before getting employed, and the relevancy of the programs offered by the campus at their work areas the conditions under which the graduates have been employed. Additionally, the study is expected to help identify the programs that are still relevant to current market demands and provide feedback for future improvements.

1.2 Objectives of the Study

The overall objectives of the study are to obtain a better understanding of the employment status of the graduates as well as to identify the issues related to employment experiences, expectations and aspiration of graduates. One of its aims is also to find out the issues related to the quality and the relevance of higher education. The study has also aimed at using the study report for the formulation and amendments of its strategic plan as per the needs and expectation of market and the graduates. Thus, the study will explore the following:

- Investigate employment status of the graduates of 2021.
- Find out the kinds of programs the graduates are pursuing afterwards.

- Relate the experience and views of graduates as they evaluate MDC teaching and learning materials, institutional facilities and curriculum, in order to plan for future improvement.

1.3 Institutional Arrangements to conduct Study

MDC has been selected for the Higher Education Reform Project by UGC on nationwide competition on second phase. Since its selection, it has been conducting various assigned tasks to it; preparation of Graduates Tracer Study Report is one of them. MDC has already conducted its first and graduates' Tracer Study Report of the year 2015, 2016, 2017 and 2020 respectively. The current Tracer Study Report is of 2021.

1.4 Graduate Batch Taken for the Study

The total number of graduates in 2021 in this institution is 34 from different faculty i.e. Management, Education & Humanities & Social Science. This batch has been studied in this tracer study.

1.5 Data collection - Instruments and Approach

The study has focused on the quality of higher education service provided to the students and its role in job-seeking, and the relatedness of the programs offered by the campus and their work areas, and the condition under which the graduates have been employed. In addition, the study is expected to help identify the programs that are still relevant to current market demands. The findings of the study are to analyze the strengths and weaknesses of the Campus programs, and the relationships between education / training and labor market needs. Hence, the methodology for this study is driven by the above issues and it is supposed to promote better understanding of the graduates' employability.

In order to get the needed information, both quantitative and qualitative methods were employed. Data were collected through questionnaire and interview. The Tracer Study subcommittee collected the graduate list of 2021 from the Faculty of Management, Education and Humanities & Social Science. The notice for tracer study was shared using the social media/ face book. Those who could not come in contact were contacted through telephone and email. All the selected information was compiled, analyzed and evaluated and the final report was prepared.

1.6 Scope and Limitations of the Study

The total number of the graduates in 2021 from different streams of Mahakavi Devkota Campus was 34. The graduates from Faculty of Education were 18. The graduates from Faculty of Management were 15 and 1 from Humanities and Social Science.

The study was made upon the graduates of 2021 MDC. It had following limitation.

- This tracer study was conducted to the graduates of 2021 of MDC only.
- The study was conducted within a time period.
- The graduates who couldn't be reached / contacted had been left out in this study.
- Face-to-face interview, social media, and telephone contact/conversation were the Key tools of data collection.

CHAPTER: TWO

2. Data Presentation and Analysis

2.1 Employment Status of the Graduates

The institution (MDC) has taken the graduates of 2021 for this Tracer Study as it had already conducted its first tracer study of the year 2015. This Tracer Study is carried upon the graduates of Mahakavi Devkota Campus from the Faculty of Management and Education. The total numbers of the graduates in 2021 were 34. The graduates from Faculty of Education were 18, Out of which 16 were the female graduates and 2 was male graduate. Out of 18, 7 graduates belonged to educationally disadvantaged groups. The graduates from Faculty of Management were 15, Out of which 6 were the female graduates and 9 were male graduates. Out of 15, 8 graduates belonged to educationally disadvantaged groups. Only 6 of them are employed.

2.1.1 The Catchment Area

Mahakavi Devkota Campus is located in the Nawalparasi district. The Campus is providing higher education courses to the students surrounding this area. The catchment area of Sunwal Municipality, Ramgram Municipality, Sarawal Rural Municipality, Nawalparasi, Devdaha Municipality, Rupandehi and other nearest areas.

2.2 The Profile of the Graduates

The total number of the graduates in 2021 from different streams of Mahakavi Devkota Campus was 34. The graduates from Faculty of Education were 18 out of which 16 were the female graduates and 2 were male graduates. Out of 18, 7 graduates belonged to educationally disadvantaged groups and one of them was dalits. The graduates from Faculty of Management were 15 Out of which 6 were the female graduates and 9 were male graduates. Out of 15, 8 graduates belonged to educationally disadvantaged groups, and one of them was dalit. The table below shows the detailed information of the graduates of the year 2021.

Table 1: Total Graduates of the year 2021

S.N.	Program	Total Graduates	Female Graduates	ED Graduates	
				EDJ	Dalits
1.	BBS	15	6	8	1
2.	B.Ed.	18	16	7	1
3.	B. A.	1	0	0	0
Total		34	22	15	2

Source: MDC Administration 2021

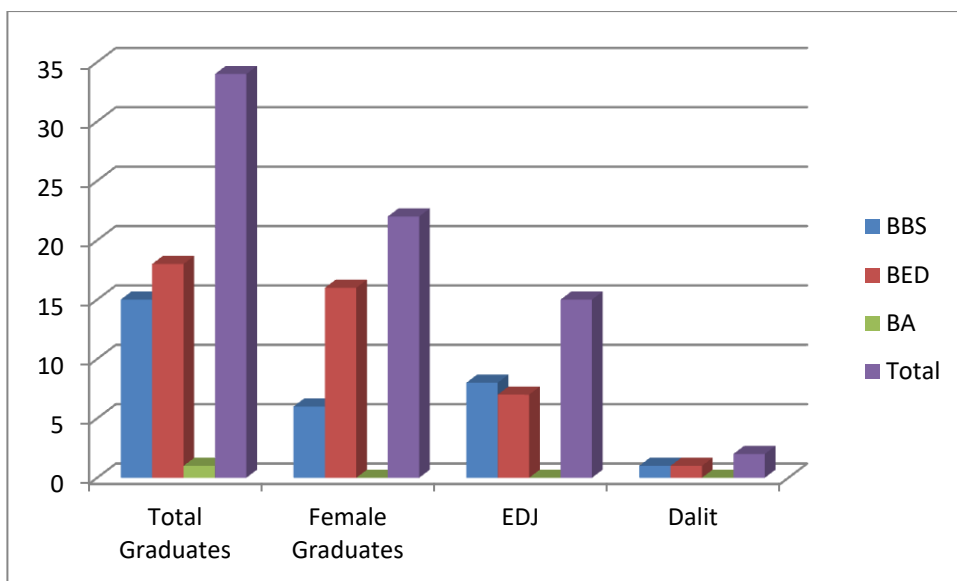


Figure 1: Faculty and Gender-wise composition of graduates

Out of 34 graduates of the year 2021, 22 were females which make 64.70 % of the total graduates. Similarly, the percentage of janajati and the dalit graduates makes 44.11 % and 5.88 % of the total graduates respectively.

Table 2: The Caste wise composition of Tracer Study

S.N.	Program	Caste		
		Brahmin / Chhetri	Janajati	Dalit
1.	BBS	6	8	1
2.	B.Ed.	10	7	1
3.	B A	1	0	0
Total		17	15	2

Source: Tracer Study Survey 2021

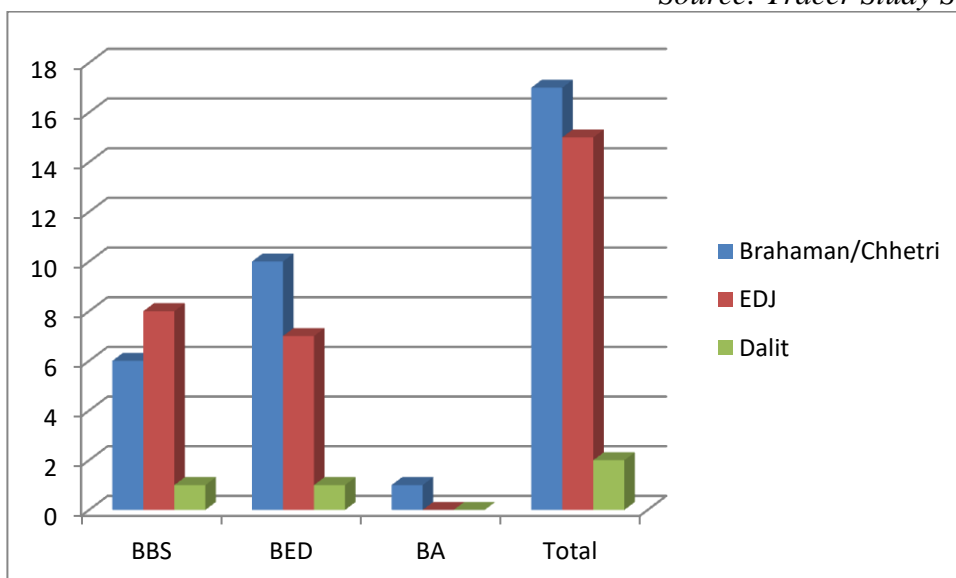


Figure 2: Caste wise composition

2.3 Employment Status of the Graduates

Amongst the targeted samples of 34, were able to be reached. Out of 34 students reached out, 12 graduates were male and 22 graduates were female. The percentage of male respondents was 35.29 % and female were 64.70 %. Out of the 34 respondents, only 6 respondents were found employed whereas 28 were found to be unemployed and 10 of them were found to be pursuing higher studies.

Table 3: Employment Status of the graduates

Faculty	Total no of Graduates approached	Male	Female	EDJ	Dalit	Employment	Unemployment	Studying
B.Ed	18	2	16	7	1	4	9	5
B.B.S.	15	9	6	8	1	2	11	5
B A	1	1	0	0	0	0	0	0
Total	34	12	22	15	2	6	20	10

Source: Tracer Study Survey, 2021

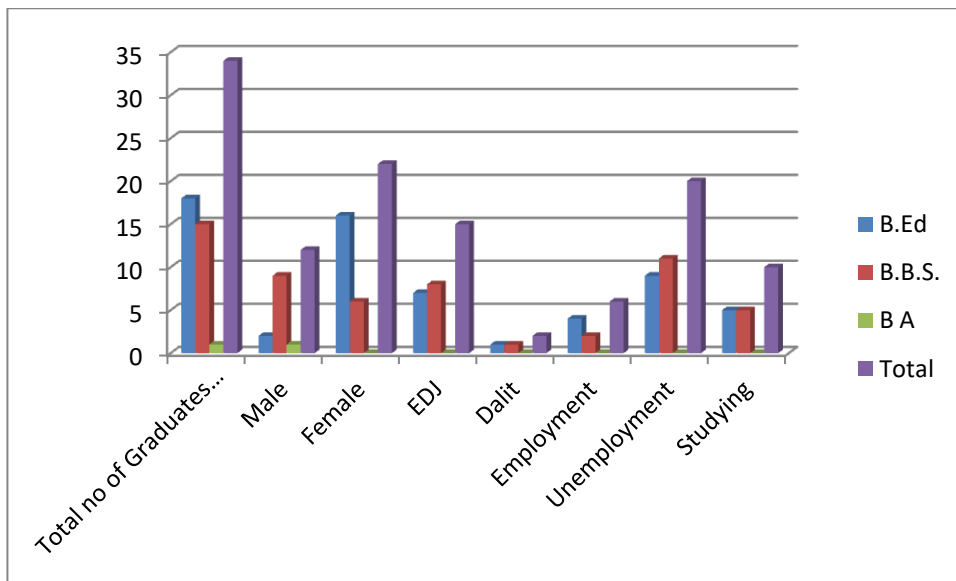


Figure 3: Employment Status of the graduates

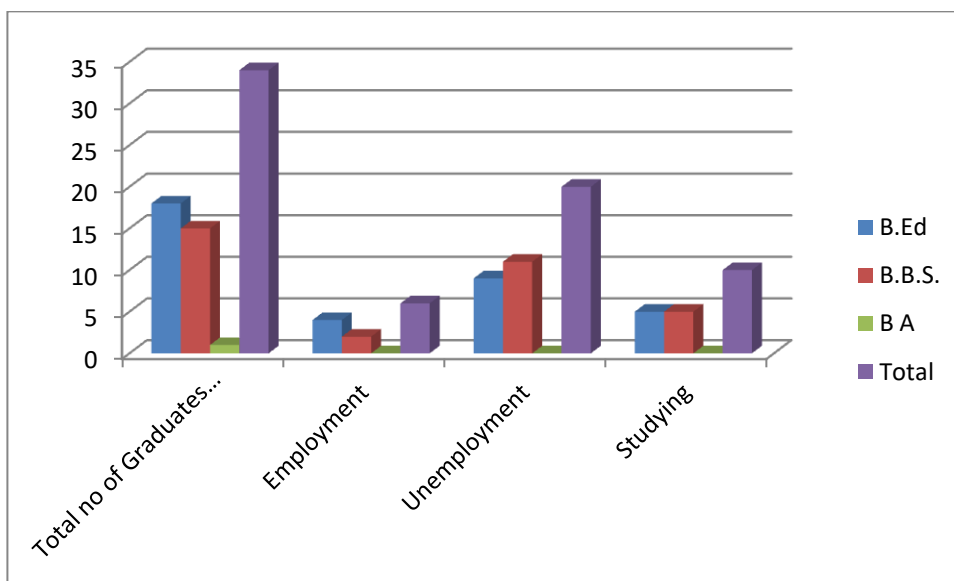
As given in Figure, 15 graduates of faculty of management were approached. Out of 15, 9 of them were male. The female graduates were 6, EDJs 8 and 1 Dalit. Male respondents in the faculty of management were 60.00 % and female respondents were 40.00%. Similarly, 18 graduates of Faculty of Education were approached. Out of 18, 2 of them were male and 16 were female and EDJs were 6 in number. Male respondents in the Faculty of Education were 11.11 % and female respondents were 88.88%. The bar diagram and the figure given below provides the composition and employment of the graduates of 2021.

Figure No. 1 : Faculty and Gender wise composition of graduates

S.N.	Program	Total Graduates	Female Graduates	ED Graduates	
				EDJ	Dalits
1.	BBS	15	6	8	1
2.	B.Ed.	18	16	7	1
3.	B A	1	0	0	0
Total		34	22	15	2

Source: Tracer Study Survey, 2021

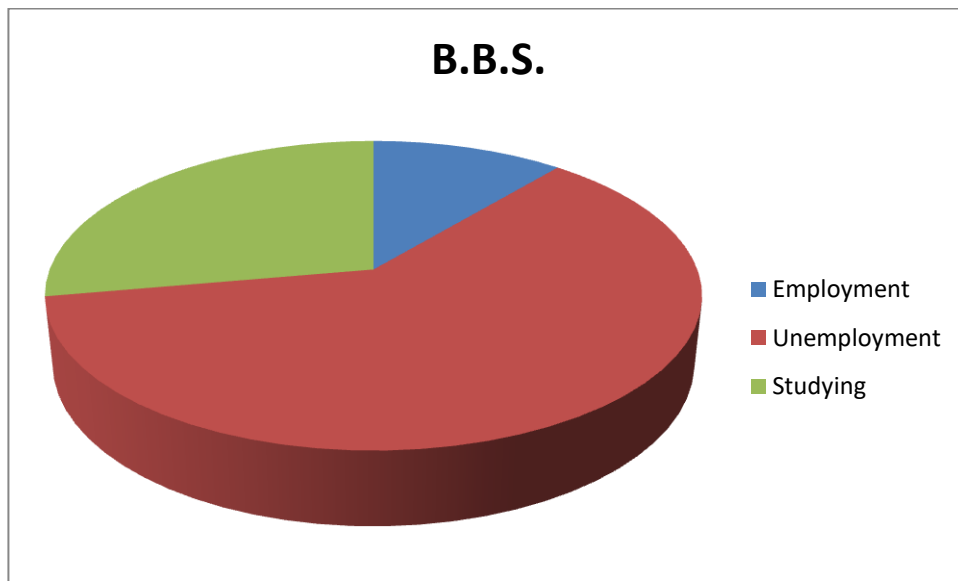
2.4 Faculty wise Analysis of Employment Status



2.4.1 Faculty of Management

Amongst the 15 graduates of Faculty of management only 15 of them could be approached. Out of 15 reached out 9 of them were male. The female graduates were 6. The number of EDJs was 8 respectively. Only 13.34 % of them were employed and 53.34% were unemployed. 34.34% are found to be pursuing higher studies. The figure below shows the details related to the graduates of Faculty of Management.

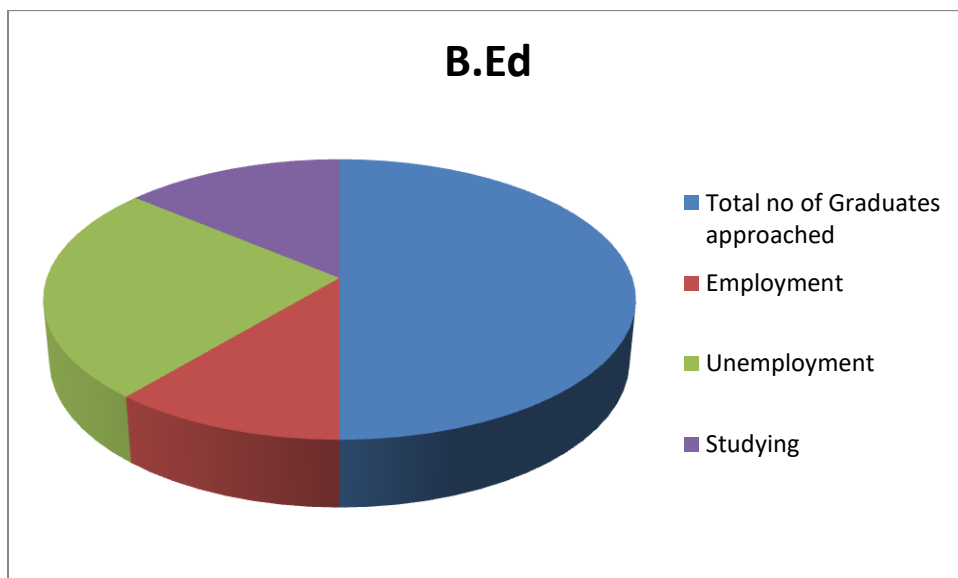
Figure 2: Employment Status of Graduates in Management



2.4.2 Faculty of Education

Among the 18 graduates of Faculty of Education approached, 2 of them was male. The female graduates were 16. The number of EDJs was 7 and one of them was dalit respectively. Only 22.22% of them were employed and 47.05 % were unemployed. 29.41 % are found to be pursuing higher studies.

Figure 3: Employment Status of Graduates of Education



2.3 Strengths and Weakness of the Institutional Programs

The graduates were also asked about the strength and weakness of the program of professional requirements, problem solving ability, learning environment, quality education delivered, teacher students relationship, library /lab offered to them. The table given below provides the major strengths and weaknesses of the institutional program.

Table 3: Relevance of the program to professional requirements

S.N.	Program	Relevance of the program to your professional requirements					
		Very Weak	Weaker	Weak	Good	Better	Excellent
1	BBS	-	-	1	4	6	4
2	B. Ed.	-	-	2	6	7	3
3	B A	-	-	-	-	-	1
Total		-	-	3	10	13	8

Source: Tracer Study Survey 2021

The graduates were also asked about the relevance of the program to meet their professional requirements. 29.41 % of the students responded that the program was good enough to meet their professional requirements. Whereas 38.23 % said that it was better. 8.82 % told that it was weak and 23.52 % told that it was excellent.

Table 4: Effectiveness of Extracurricular activities

S.N.	Program	Relevance of the program to your professional requirements					
		Very Weak	Weaker	Weak	Good	Better	Excellent
1	BBS	-	-	1	5	6	3
2	B. Ed.	-	-	-	6	7	5
3	B A	-	-	-	-	1	-
Total		-	-	1	11	14	8

Source: Tracer Study Survey 2021

The graduates were also asked about the strengths and weakness of the number of extra – curricular activities conducted by the institution as the part of its educational program. 32.35 % of the respondents replied that the numbers of extra – curricular activities conducted by the institution as the part of its educational program were good, while 41.17 % of them considered it be better.

Table 5: Effectiveness on Problem Solving Skill

S.N.	Program	Problem Solving					
		V. Weaker	Weaker	Weak	Good	Better	Excellent
1	BBS	-	-	-	5	7	3
2	B. Ed.	-	-	-	7	6	5
3	B A					1	
Total		-	-	-	12	14	8

Source: Tracer Study Survey 2021

The study also attempted to find out the views of graduates regarding their study experiences at MDC and its support to their employment as well as their expectation and aspirations. 41.17 % of the respondent replied that it was better whereas 35.29 % told that it was just good enough and 23.52 % replied that it was excellent.

Table 6: Effectiveness on Work Placement/Attachment

S.N.	Program	Work Placement / Attachment					
		V Weaker	Weaker	Weak	Good	Better	Excellent
1	BBS	-	-	-	6	6	3
2	B. Ed.	-	-	-	8	6	4
3	B A	-	-	-	-	-	1
Total		-	-	-	14	12	8

Source: Tracer Study Survey 2021

The graduates were also asked about the strengths and weaknesses of the institution in terms its effectiveness on their work placement/attachment after the completion of the program. 35.29 % of the respondent replied that it was better whereas 41.17 % told that it was just good enough.

Table 7: Effectiveness on Teaching/Learning Environment

S.N.	Program	Teaching / Learning Environment					
		V Weaker	Weaker	Weak	Good	Better	Excellent
1	BBS	-	-	-	4	6	5
2	B. Ed.	-	-	-	7	6	5
3	B A	-	-	-	-	-	1
Total		-	-	-	11	12	11

Source: Tracer Study Survey 2021

The study also attempted to find out the views of graduates regarding their study experiences at MDC and its strength and weaknesses in terms of teaching /learning environment offered by the institution. 35.29 % of the respondent replied that it was better whereas 32.35 % told that it was just excellent only a 32.35 % respondent replied that it was good enough.

Table 8: Effectiveness on Quality of Education Delivered

S.N.	Program	Quality of Education Delivered					
		V Weaker	Weaker	Weak	Good	Better	Excellent
1	BBS	-	-	-	3	7	5
2	B. Ed.	-	-	-	6	6	6
3	B A	-	-	-	-	-	1
Total		-	-	-	9	13	12

Source: Tracer Study Survey 2021

The graduates were also asked about the strengths and weakness of the quality of education offered to them under various streams 38.23 % of the respondents replied that the quality of the education offered to them were better whereas 26.47 % of the students replied that the quality of the education delivered was good enough. 35.29% of the respondents replied that it was excellent.

Table 9: Teacher Student Relationship Status

S.N.	Program	Teacher Student Relationship					
		V Weaker	Weaker	Weak	Good	Better	Excellent
1	BBS	-	-	-	4	7	4
2	B. Ed.	-	-	-	7	4	7
3	B A	-	-	-	-	-	1
Total		-	-	-	11	11	12

Source: Tracer Study Survey 2021

The graduates were also asked about the teacher student relationship at MDC. 35.29 % of the respondents replied that the student teacher relationship was better and 32.35% of the students replied that the student teacher relationship was excellent. 32.35 % of the students replied that the student teacher relationship was good enough.

Table 10: Strengths and Weakness of Library / Lab Services

S.N.	Program	Library Services					
		V Weaker	Weaker	Weak	Good	Better	Excellent
1	BBS	-	-	-	5	6	4
2	B. Ed.	-	-	-	8	6	4
3	B A	-	-	-	-	1	-
Total		-	-	-	13	13	8

Source: Tracer Study Survey 2021

The graduates were also asked about the strengths and weakness of the institution in terms its library services. 38.23 % of the respondent replied that it was good. 23.52 % of the respondent replied that it was excellent whereas 38.23 % told that it was better.

Table 11: Suggestions/Recommendations for the Betterment of Institution

Suggestions / Recommendations	No. of Responses	Percent
1. Improve Library and lab	4	11.76
2. Technical / practical education	8	23.52
3. Add new sufficient books	5	14.70
4. Must organize training, internship and field visits to the students	3	8.82
5. Manage canteen and washroom	5	14.70
6. Conduct Extra- curricular activities	5	14.70
7. Others	4	11.76
Total	34	100

Source: Tracer Study Survey 2021

The respondents other suggestion includes:

- Include bus service.
- Maintain good relationship between teacher and students.
- Improve teaching-learning environment.
- Learning should relate to their needs and requirements.
- Manage vehicles, drinking water, canteen and wash room.
- There should be the connection between academic and industrial requirements.
- Focus should be provided to skilled based education.
- Technical and practical education should be introduced.

CHAPTER: THREE

3. Major Findings

The institution (MDC) has taken the graduates of 2021 for the Tracer Study as it had already conducted its first Tracer Study of the graduates of 2015. The graduates from the Faculty of Management, Education and Humanities & Social Science were the students for the tracer study.

The total number of the graduates in 2021 from different streams of Mahakavi Devkota Campus was 34. The graduates from Faculty of Education were 18. Out of which 16 were the female graduates and 2 were male graduates. The graduates from Faculty of Management were 15 out of which 6 were the female graduates and 8 were male graduates. Out of 15, 8 graduates belonged to educationally disadvantaged groups.

This Tracer Study report was based on the graduates of 2021 only. The overall objectives of the study were to find out the employment status of graduates, their current position and the study of relevancy of the programs in connection with market requirements. It also aimed at finding out the views of graduates on institutional facilities, curriculum, and future improvements. The study has pointed out following findings:

- The total numbers of graduates were 34. The male were 12 and female were 22.
- The EDJ graduates were 14 and the dalits were only 2.
- Among the 34 graduates reached out, 17.64 % of graduates are employed in the market while the unemployed percentage is 82.35.
- Most of the graduates of MDC had the permanent resident in Nawalparasi District.
- The students from the faculty of education were found to have more employability than the faculties of management and Humanities & Social Science.
- The tracer study shows that only, i.e. 2, graduates from the faculty of management were employed
- 61.76 % students responded that the program offered to them was relevant to meet their professional requirement.
- 29.41 % of the students responded that the relevancy of the program was good.
- 41.17 % respondents replied as better at the development of problem solving skill.

- 35.29 % of respondents said that the institution offered better teaching learning environment.
- 73.52% of the respondents replied that the quality of education delivered was better.
- 32.35 % of the students said that the student-teacher relationship was good
- 29.41% of the students were found pursuing higher studies.
- 14.70 % of the students replied that the status of canteen/urinals is weak, and 52.77 % students replied that it is good enough.
- 72.22 % of the students replied that the sports facility was good enough.

CHAPTER: FOUR

4. Implications to Institutional Reforms.

The institution needs to carry out following improvement plans about the teaching learning environment, quality of delivery, teacher student relationship, extracurricular activities, library/lab facilities etc. The institution has to carry out action research on above aspects on a regular basis. Besides, following activities are suggested for the institutional reforms:

a. Institutional activities

- Institution has to conduct various level discussions on the Tracer Study Report and its findings.
- Institution has to develop the system of continuous assessment of its programs and collect the feedbacks regularly.
- The campus has to make students record keeping system more effective.
- The institution has to offer programs that are market oriented and more practice based.

b. Improving teaching learning environment

- The institution needs to further improve the teacher-student relationship to enhance the teaching learning environment.
- The institution needs to make use of different teaching materials including multimedia to improve the quality of delivery of education.

c. Concerning extracurricular activities

Besides the regular academic programs, the institution needs to promote extracurricular activities for the all-round development of students.

d. Improving infrastructures

- The institution needs to improve infrastructures including canteen and urinals.
- Additional reference materials need to be arranged to manage library, and lab needs to be improved.

CHAPTER: FIVE

Conclusion and Recommendation

5.1 Conclusion

From the above findings, a number of conclusions can be drawn about the employment opportunities from our graduates who are currently in the field and the relevancy of the campus programs, teaching learning environment, quality of delivery, teacher student relationship, extracurricular activities, library/lab facilities etc. Following are the major conclusions which respond to the research objectives that were set out for this study.

- This study report was based on the graduates of the year 2021. It aimed at finding out about the employability of the graduates.
- Only 29.41 % of the students were found pursuing higher studies.
- Among the employed graduates, more females are employed than males.
- The graduates from the Education and Humanities & Social Science have more chances of getting employed than the graduates from faculty of management.
- The analysis of employed shows that job holders are engaged in the field of teaching.
- The findings show that EDJs and Dalits at their employability is very low.
- The graduates have the expectation that campus should help those finding jobs and start market oriented programs.
- The finding shows that the graduates are dissatisfied with the poor canteen service, lab and urinals
- The graduates show their interest to provide the campus with volunteer service in teaching, library and lab.
- The graduates are also interested in providing the campus with text books, teaching materials and sports materials.

5.2 Recommendations

The Tracer Study Team conducted the Tracer study of graduates of 2021. The study was conducted within a short period of time. The study was focused on students' personal details,

graduates' employability, the effectiveness of campus programs, courses, library and lab services, further study situation and feedbacks. Based on the conclusions of the Tracer Study report, following recommendations are suggested:

- The strategic plan of MDC should incorporate the suggestions made on TSR.
- The library of MDC should add new reference books.
- The campus should promote professional courses, field based learning, counseling etc.
- MDC should manage its library, lab, canteen and urinal facilities.
- The EDJs and Dalit students should be provided more incentives to bring them into the mainstream of the nation. They must be provided with books and teaching materials.
- The institution should make use of multimedia in teaching-learning process.
- MDC should make its record keeping system more effective and software based.
- The institute should maintain better relationship between parent, parent-teacher and teacher-students.
- MDC should run Masters level programs in Education.